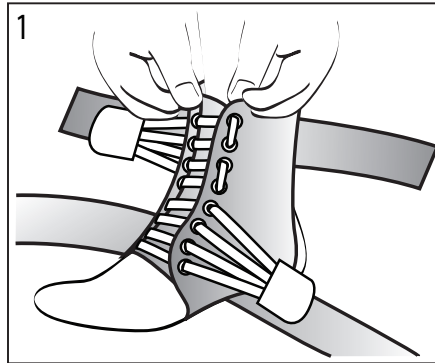


# Wraptor Ankle Brace

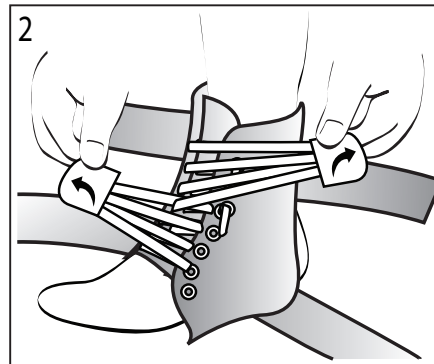
## APPLICATION INSTRUCTIONS

CP020417 Rev B 08/08

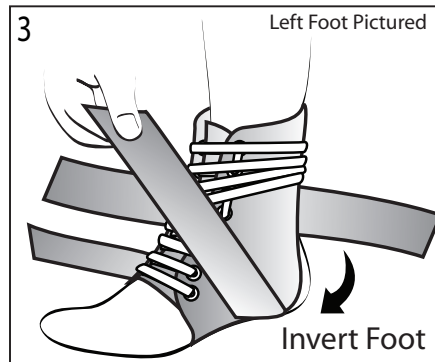
This device is offered for sale by or on the order of a physician or other qualified medical professional. This device is not intended for reuse on a second patient.



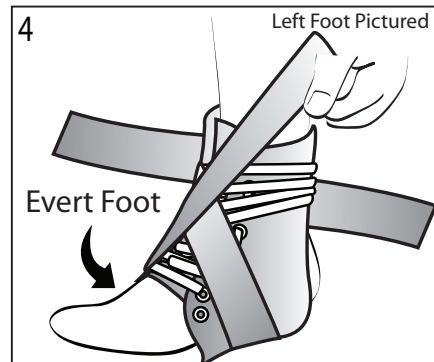
**1. Position the Brace**  
Slip foot into the brace ensuring the tongue is between the top of the foot and the laces.



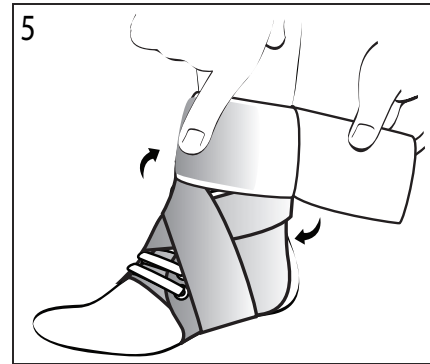
**2. Tighten Laces**  
Tighten laces using the Speed Lacers.  
*NOTE: Lace manually for braces without Speed Lacers.*



**3. Invert Foot\***  
Invert foot and pull the lower Lateral Strap (outside strap) vertically until firm medial (inner) tension is achieved. Bring across the foot and secure medially at the top.



**4. Evert Foot\***  
Evert foot and pull the lower Medial Strap (inside strap) vertically until firm lateral (outer) tension is achieved. Bring across the foot and secure laterally at the top.



**5. Wrap and Secure Calf Strap**  
Wrap upper strap around the lower calf and secure using the hook and loop fastener.

**\*Note:** Straps act like pulleys. Lateral (outside) strap controls tension on the medial (inner) side of the ankle. Medial (inside) strap controls tension on the lateral (outer) side of the ankle.

**INDICATIONS:** Indicated for chronic ankle instability, sprains or strains, and protection against inversion and eversion ankle injuries.

**CONTRAINDICATIONS:** Contraindicated for fractures of the foot and ankle.

**WARNINGS:** Do not leave this device in the trunk of a car on a hot day or in any other place where the temperature may exceed 150°F (65°C) for any extended period of time. If any additional pain or symptoms occur while using this brace, discontinue use and seek medical attention.

**WARRANTY:** This device is warranted to be free from defects in material and workmanship for a period of 90 days. This warranty applies to devices that have not been modified or subjected to misuse, abuse or neglect. This device is expressly subject to Bledsoe's Product Line Limited Warranty. Copies of this limited warranty can be obtained from your medical professional, via the internet at [www.BledsoeBrace.com](http://www.BledsoeBrace.com), or by calling 1.888.BLEDSOE (253.3763).



Council Directive 93/42/EEC  
of 14 June 1993 concerning Medical devices

MANUFACTURED BY:  
**BLEDSOE BRACE SYSTEMS™**  
2601 Pinewood; Grand Prairie, Texas, 75051, USA  
Toll Free Tel: 1.888.BLEDSOE (253.3763) • 1.800.527.3666  
Local: 972.647.0884 • Local Fax: 972.660.5495  
[www.BledsoeBrace.com](http://www.BledsoeBrace.com)

EUROPEAN AUTHORIZED REPRESENTATIVE

EC REP

EMERGO EUROPE  
Molenstraat 15  
2513 BH, The Hague  
The Netherlands  
Tel: (+31) 70 345 8570  
Fax: (+31) 70 346 7299